

Lesson 1

My Name

Conversation

Listen to the English teacher greeting his students in class.



Teacher: Hi, class!

Students: Hello, Teacher. سلام، معلم

Teacher: Thank you, sit down, please. I'm your English teacher.

My name is Ahmad Karimi.

Now, you tell me your names.

What's your name?

Student 1: My name is Ali Mohammadi.

Teacher: How are you, Ali?

Student 1: Fine, thank you.

Teacher: And what's your name?

Student 2: My name is

ممنون لطفاً بنشینید من معلم انگلیسی شما هستم

من احمد کریمی هستم

حالا شما نام خود را به من بگویید

نام شما چیست

نام من علی محمدی است

علی حالت چطور است

خوبم متشکرم

و نام شما چیست

نام من است

Sounds and Letters



Aa Bb Cc Dd Ee Ff Gg Hh Ii Jj Kk Ll Mm Nn Oo Pp Qq Rr Ss Tt Uu Vv Ww Xx Yy Zz

Listen to the teacher greeting her students in class.

Teacher: Hi, class! I am Moradi, your English teacher. سلام، کلاس من مرادی معلم انگلیسی

Class: Hello, Mrs. Moradi. شما هستم سلام خانم مرادی

Teacher: Now you say your names one by one. You, please. حالا شما یک به یک اسمتون رو
What's your name? اسم شما چیست

Kimia: I'm Kimia Komijani. بگید

Teacher: Excuse me. How do you spell your last name? ببخشید چطوری فامیل خودتون رو
من کیمیا کومیجانی هستم

Kimia: Komijani, K-O-M-I-J-A-N-I. هجی میکنید

Teacher: Thank you, Kimia. Now, you please say your name.

Student: My name is.... ممنون کیمیا حالا لطفاً شما اسم خودتون رو بگید

Can you spell your name?



Talk to Your Teacher

How do you spell ?



Practice 1 → Greeting

Listen to the examples. Then ask and answer with a classmate/your teacher.

Hi, Ali.

سلام علی

Hello, Maryam.

سلام مریم

Hi, Reza.

سلام رضا

Hello, Kimia.

سلام کیمیا

How are you?

حالت چطوره

How are you today?

امروز چطوری

Fine, thanks / thank you.

خوبم ممنون

Great, thanks.

عالیم ممنون

Good morning.

صبح بخیر

Good afternoon.

عصر بخیر

Good morning.

Good morning, Mrs. Azari.

صبح بخیر خانم آذری

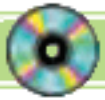
Good afternoon, Miss Moniri.

عصر بخیر خانم منیری

Good morning, Mr. Ahmadi.

صبح بخیر آقای

احمدی



Practice 2 → Introducing Yourself

معرفی خودتان

Listen to the examples. Then ask and answer with a classmate.

What's your name?

اسم شما چیست

My name's Ali. اسم من علی است

I'm Ali. من علی هستم

What's your first name?

اسم کوچیکت چیه؟

What's your last name?

فامیلیت چیه؟

My first name is Mina. اسم کوچیکم مینا است

My last name is Karimi.

فامیلم کریمی است

Listening and Reading



Listen to the conversations and check (✓) the correct items.

| Conversation | First Name | Last Name |
|--------------|--|--|
| 1 | Mina <input type="checkbox"/> Azar <input type="checkbox"/> Kimia <input checked="" type="checkbox"/> | Momeni <input type="checkbox"/> Ahmadi <input checked="" type="checkbox"/> Kabiri <input type="checkbox"/> |
| 2 | Ali <input type="checkbox"/> Kamran <input type="checkbox"/> Mahdi <input checked="" type="checkbox"/> | Mardani <input type="checkbox"/> Azari <input type="checkbox"/> Karimi <input checked="" type="checkbox"/> |

Speaking and Writing



Group Work

Talk to three classmates, and fill out the table below.

اسم هم کلاسی هاتون رو بنویسید

| Your classmates | 1 | 2 | 3 |
|-----------------|--------|----------|----------|
| First name | Ali | Mohsen | Mohammad |
| Last name | Saeidi | Khandani | Khakpour |

Your Conversation

Pair Work

Do the conversation.

مکالمه را انجام دهید

Student A: Hi, how are you?

Student B:

Student A: My name is

What's your name?

Student B:



Lesson 2

My Classmates

Conversation

Listen to the students talking in the school yard.

Ali: Who is that boy? علی: اون پسر کیه؟

Parham: That's Erfan. He's our new classmate. پرهام: اون عرفان است او همکلاسی جدید ماست.

Ali: Let's talk to him. آلی: بیا با او صحبت کنیم.

Parham: Hi, Erfan. This is Ali. سلام عرفان این علی است.

Ali: Nice to meet you, Erfan. از آشنایی با شما خوشوقتم عرفان.

Erfan: Nice to meet you, too. من هم از آشنایی با شما خوشوقتم.

Ali: Welcome to our school.

Erfan: Thank you. به مدرسه ما خوش اومدی.

ممنون

**Practice 1** ⇨ **Introducing Others**

معرفی دیگران

Listen to the introductions and greetings.



This is my friend Parham.

این دوست من پرهام است

This is my classmate Parisa.

این همکلاسی من پریسا است

This is my English teacher Mr. Kamali.

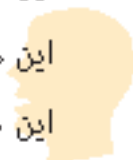
این معیّم انگلیسی ماست آقای کمالی

Nice to meet you.

ار اشنایی شما خوشوقتم

Nice to meet you, too.

من هم از اشنایی شما خوشوقتم



Now introduce a friend to the class.

**Practice 2** ⇨ **Asking Someone's Name**

پرسیدن نام دیگران

Listen to the examples. In pairs, ask and answer about other students' names.

Who is that boy? اون پسر کیه؟

He's my friend Erfan. اون دوست من عرفان هستش

Who is that girl? اون دختر کیه؟

She's my classmate Parisa. اون همکلاسی من پریسا هستش

Who is that man? اون آقا کیه؟

He's my teacher Mr. Karimi. اون معلم امن اقلی کریمی هستش

Who is that woman? اون خانم کیه؟

She's my teacher Miss/Mrs. Bahrami.

اون معلم من خانم بهرامی هستش



Sounds and Letters



Aa Bb Cc Dd Ee Ff Gg Hh Ii Jj Kk Ll Mm Nn Oo Pp Qq Rr Ss Tt Uu Vv Ww Xx Yy Zz

مکالمه بین دانش آموز و کتابدار

Listen to the conversation between a student and a librarian.

Librarian: Can I help you? میتونم کمکتون کنم

Student: Yes. Can I have my library card, please? بله لطفا میتونم کارت کتابخانه داشته باشم

Librarian: Sure. What's your name? حتما اسم شما چیست

Student: I'm Parisa Behparvar. من پریسا بهپروور هستم

Librarian: Sorry, what's your last name again?

Student: Behparvar. B-E-H-P-A-R-V-A-R. میبخشید دوباره فامیلتون رو میگوید

Librarian: OK. Here's your card.

بلی خوب کارت شما اینجا است



Talk to Your Teacher

Can you help me, please?

I can't spell

Listening and Reading



Listen to the conversations and check (✓) the correct items.

| Conversation | First Name | Last Name |
|--------------|--|--|
| 1 | Parisa <input type="checkbox"/> Bita <input checked="" type="checkbox"/> Elaheh <input type="checkbox"/> | Bahrami <input type="checkbox"/> Ebadi <input checked="" type="checkbox"/> Parsa <input type="checkbox"/> |
| 2 | Babak <input checked="" type="checkbox"/> Pedram <input type="checkbox"/> Ehsan <input type="checkbox"/> | Ehsani <input type="checkbox"/> Pakzad <input checked="" type="checkbox"/> Bakeri <input type="checkbox"/> |

Speaking and Writing



Group Work

تانتون صحبت کنید و جدول زیر را کامل کنید

Talk to your friends and fill out the table below.

| Name | The Shortest Name | The Longest Name |
|------------|-------------------|------------------|
| First name | ali | Abbas Ali |
| Last name | Khani | Mirza kermani |

Role Play

Review 1

Lessons 1 - 2

Introducing Oneself

Check if

a) you can say your first and last name **شما میتونید اسم و فامیل خودتون رو بگید**

My first name is **اسم کوچک من**

My last name is **فامیل من**

b) you can ask other people's names **میتونید نام افراد دیگر رو پرسید**

What's your **چه هست ؟**

Introducing Others

Check if

a) you can introduce a friend to the class **شما میتوانید یک دوست را در کلاس معرفی کنید**

This is **my classmate ali**

b) you can greet people. **شما میتوانید با مردم احوالپرسی کنید**

Nice to **meet you**

c) you can answer people's greetings. **شما میتوانید به احوالپرسی مردم پاسخ دهید**

Nice to **meet you too**

Sounds and Letters

Check It



a) you can spell and write your name.

شما می‌توانید نام خود را حبی (حرف به حرف) بگوید

R-A S-O-U-L

b) you can say and write one word for each of the following letters.

شما می‌توانید برای هر حرف یک کلمه بگویید و بنویسید

Aa

Apple

Kk

Kitchen آشپزخانه

Mm

Mother مادر

Ee

English انگلیسی

Bb

Book کتاب

Pp

Pencil مداد

Lesson 3

My Age

Conversation

Listen to the teacher and her students talking about birthdays.



Teacher: Nargess, when is your birthday? نرگس تاریخ تولدت کی هست؟

Nargess: It's in Mehr. در مهرماه است

Teacher: Really? How old are you now? جدا الان چند سالته؟

Nargess: I'm 12.

Teacher: What about you, Tahereh? 12 سال تو چطور؟ ظاهره

Tahereh: My birthday is in تولد من در است

صحبت در مورد سن

**Practice 1** Talking about Your Age

Listen to the examples. Then ask and answer with a friend.



How old are you?

چند سالته؟

I'm 12.

12 سال

I'm 12 years old.

من 12 سال دارم

**Practice 2** Talking about Date

صحبت در رابطه زمان

Listen to the examples. Then ask and answer with a friend.



When is your birthday?

زمان تولدت کی است؟
When's your birthday?

It's in Bahman.

در بهمن است

In Bahman.

در بهمن



Sounds and Letters



Aa Bb Cc Dd Ee Ff Gg Hh Ii Jj Kk Ll Mm Nn Oo Pp Qq Rr Ss Tt Uu Vv Ww Xx Yy Zz

Listen to the conversation between two students.

Nader: How old is your brother, Iman? برادرت چند سالشه ایمان

Iman: He's thirteen. اون 13 سالشه

Nader: Thirty? ؟ 30

Iman: No, thirteen, T-H-I-R-T-E-E-N. نه 13

Nader: Oh, I see. اهان فهمیدم


1. Say your age and spell the number.



Talk to Your Teacher

How do you say this in English?

Listening and Reading



Listen to the conversations and check (✓) the correct items.

| Conversation | Day | | | Month | | |
|--------------|--------------------------------|--------------------------------|---|------------------------------------|------------------------------------|---|
| 1 | 11 <input type="checkbox"/> | 12 <input type="checkbox"/> | 13 <input checked="" type="checkbox"/> | Bahman <input type="checkbox"/> | Mordad <input type="checkbox"/> | Azar <input checked="" type="checkbox"/> |
| 2 | 15 <input type="checkbox"/> | 17 <input type="checkbox"/> | 19 <input checked="" type="checkbox"/> | Tir <input type="checkbox"/> | Day <input type="checkbox"/> | Mehr <input checked="" type="checkbox"/> |

Speaking and Writing



Group Work

Ask your classmates and fill out the table below.

| Name | Age | Month |
|--------|-----|--------|
| Maryam | 12 | Esfand |
| Ali | 12 | Esfand |
| Mohsen | 13 | Azar |
| | | |

Lesson 4

My Family

Conversation

Listen to the students talking about their families.



Student 1: Nice picture! Is that your father?

عکس قشنگیست! این پدره؟

Student 2: Yes, he is. بله پدرم است

Student 1: How old is he?

Student 2: 38. چند سالشه

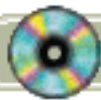
Student 1: What's his job? 38 شغلش چیه؟

Student 2: He's a mechanic. اون مکانیکه

Student 1: And your mother? و مادرت؟

Student 2: She's 35. She is a housewife.

اون 35 سالشه و خانه دار است



Practice 1 Talking about Your Family (Age)

Listen to the examples. Then ask and answer with a friend.

پدرت چند سالشه

How old is your father?

He's 38 (years old).

اون 38 سالشه

مادرت چند سالشه

How old is your mother?

She's 35 (years old).

اون 35 سالشه

برادرت

How old is your brother?

He's 14 (years old).

اون 14 سالشه

خواهرت

How old is your sister?

She's 8 (years old).

اون 8 سالشه

عمو یا دایی

How old is your uncle?

He's 45 (years old).

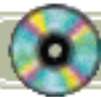
اون 45 سالشه

خاله یا عمه

How old is your aunt?

She's 30 (years old).

اون 30 سالشه



Practice 2 Talking about Your Family (Job)

Listen to the examples. Then ask and answer with a friend.

شغل پدرت چیه

What is your father's job?

He's a mechanic.

اون مکانیکه

شغل مادرت چیه؟

What is your mother's job?

She's a housewife.

اون خانه دار است

شغل (عمو یا دایی)

What is his uncle's job?

He's a doctor.

آن دکتر است

شغل (خاله یا عمه)

What is her aunt's job?

She's a nurse.

آن پرستار است

شغل اون (مرد) چیه:

What is his job?

He's a teacher.

آن معلم است

شغل آن (زن) چیه؟

What is her job?

She's a dentist.

آن دندان پزشک است



Sounds and Letters



Aa Bb Cc Dd Ee Ff Gg Hh Ii Jj Kk Ll Mm Nn Oo Pp Qq Rr Ss Tt Uu Vv Ww Xx Yy Zz

Listen to the school secretary and a student talking. He's completing a school form for the student.

School Secretary: What's your father's name? اسم پدر شما چیست؟

Student: Goodarz Safari. گودرز صفری

School Secretary: How do you spell his first name? چگونه اسم کوچک او را هجی میکنی

Student: That's G-O-O-D-A-R-Z.

School Secretary: Thank you. ممنون


Say your father's name and spell it.



Talk to Your Teacher

Can you write it for me, please?

Listening and Reading



Listen to the conversations and check (✓) the correct items.

| Conversation | Relationship | Job |
|--------------|--|--|
| 1 | brother <input type="checkbox"/> father <input type="checkbox"/> uncle <input checked="" type="checkbox"/> | teacher <input checked="" type="checkbox"/> dentist <input type="checkbox"/> driver <input type="checkbox"/> |
| 2 | sister <input checked="" type="checkbox"/> aunt <input type="checkbox"/> mother <input type="checkbox"/> | nurse <input checked="" type="checkbox"/> housewife <input type="checkbox"/> doctor <input type="checkbox"/> |

Speaking and Writing



Group Work

Ask your classmates about their family members and fill out the table below.

| Name | Relationship | Age |
|--------|-------------------|-----|
| Saeed | Ali's father | 40 |
| Hosein | Rasoul's father | 50 |
| gholam | mohammad's father | 44 |
| | | |

Your Conversation

Pair Work

Do the conversation

You: How old is your

Your friend: He's/She's

You: What's job?

Your friend: He's/She's

You: And your

Your friend: He's/She's and is



Review 2

Lessons 3 - 4

Talking about Age and Birthdays

Check if

a) you can say your age.

شما میتوانید سن خود را بگویید

I am
years old 13

b) you can ask your friend's age.

شما میتوانید سن دوست خود را بپرسید

How
old are you?

c) you can say the month of your birth.

My birthday is
in Aban

d) you can ask the month of your friend's birth.

When's
your birthday?

Talking about your Family

Check if

a) you can introduce your family members.

My fathers' name is Ali

b) you can say their jobs.

My father is a
teacher

Sounds and Letters

Check it



- a) you can spell and write what your family members do.

Your father's job: teacher

Your mother's job: housewife

Your brother's job: Journalist

Your sister's job: Student

- b) you can count from 1 to 20.
- c) you can say and write one word for each of the following letters.

Ii

Ice Pack

Tt

Tea

Nn

Number

Uu

Umbrella

Ss

Salad


Gg

Glass

Lesson 5

My Appearance

Conversation



Listen to the student and his father talking about the student's teachers at school.



Father: Is that your English teacher? آیا او معلم انگلیسی شماست

Student: No, my English teacher is the tall man. He's wearing a gray suit. نه معلم انگلیسی من مرد بلند قد است. او یک کت و شلوار خاکستری پوشیده او آنطرف.
He's over there.

Father: And which one is your math teacher? و کدام یک معلم ریاضی است؟

Student: He's wearing a blue suit and a white shirt. او یک کت و شلوار آبی و یک پیراهن سفید پوشیده.

Father: Let's meet your English teacher first.

بیا ابتدا معلم انگلیسی شما را ملاقات کنیم

است



Practice 1 Talking about Appearance (Height, Clothes, and Color)

Listen to the examples. Then ask and answer with a friend.

Who is Mr. Davoodi?

Who's Mrs. Lari?

Which one is Laleh?

Which one is Reza?

He's the tall man. He's wearing a gray suit.

She's the tall woman. She's wearing a black chador.

She's the tall girl. She's wearing a brown scarf.

He's the short boy. He's wearing a white shirt.

او پسر کوتاه که است و پیراهن سفید پوشیده.

او مرد بلندقامت است و کت و شلوار خاکستری پوشیده.

او زن بلندقامت است و چادر مشکی پوشیده.

او دختر بلندقامت است و روسری آبی پوشیده.

او پسر کوتاه است و پیراهن سفید پوشیده.

او مرد بلندقامت است و کت و شلوار خاکستری پوشیده.

او زن بلندقامت است و چادر مشکی پوشیده.

او دختر بلندقامت است و روسری آبی پوشیده.

او پسر کوتاه است و پیراهن سفید پوشیده.

او مرد بلندقامت است و کت و شلوار خاکستری پوشیده.

او زن بلندقامت است و چادر مشکی پوشیده.

او دختر بلندقامت است و روسری آبی پوشیده.



Practice 2 Talking about Appearance (Age, Clothes, and Color)

Listen to the examples. Then ask and answer with a friend.

Who is Mr. Lotfi?

Who's Mrs. Danesh?

Which one is Dorna?

Which one is your teacher?

He's the old man. He's wearing a green jacket.

She's the old woman. She's wearing a brown manteau.

She's the young girl. She's wearing a gray scarf.

He's the young man. He's wearing a blue suit.

blue red yellow green brown
black white gray orange pink



shirt
Orange



trousers
(Pants)



jacket



suit
Gray



chador
Black



manteau



scarf
Green



shoes

Sounds and Letters



Aa Bb Cc Dd Ee Ff Gg Hh Ii Jj Kk Ll Mm Nn Oo Pp Qq Rr Ss Tt Uu Vv Ww Xx Yy Zz

Listen to the student and her teacher talking.

Student: Excuse me, teacher? What's چادر in English? بیخشید معلم؟ چادر در انگلیسی چه

Teacher: Chador. چادر میشود

Student: And دستکش? و دستکش

Teacher: Gloves. دستکش

Student: And how do you spell them? و چگونه ان ها را هجی میکنیم

Teacher: C-H-A-D-O-R, and G-L-O-V-E-S.

Now say the words for clothing items in English and spell them.



Talk to Your Teacher

What's in English?

Listening and Reading



Listen to the conversations and check (✓) the correct items.

| Conversation | Height | Clothes | Color |
|--------------|---|---|---|
| 1 | tall <input type="checkbox"/> short <input checked="" type="checkbox"/> | suit <input checked="" type="checkbox"/> T-shirt <input type="checkbox"/> | brown <input checked="" type="checkbox"/> blue <input type="checkbox"/> |
| 2 | tall <input checked="" type="checkbox"/> short <input type="checkbox"/> | chador <input type="checkbox"/> manteau <input checked="" type="checkbox"/> | black <input checked="" type="checkbox"/> gray <input type="checkbox"/> |

Speaking and Writing



Group Work

Ask your classmates about their family members and fill out the table below.

| Name | Relationship | Age | Height |
|--------|--------------|-----|--------|
| Rahman | Ali's uncle | 42 | tall |
| | | | |
| | | | |
| | | | |

Your Conversation

Pair Work

Ask and answer with a friend about other classmates.

You: Who is that

Your friend: Which one?

You: He's/She's wearing

Your friend: He's/She's

Lesson 6

My House

Conversation



Listen to Farid and his mother talking at home.



Farid: Mom, where are you? مامان، کجاویی؟

Mom: I'm in the kitchen. در آشپزخانه هستم

Farid: Hello. Where's Dad? سلام بابا کجاست؟

Mom: In the garage. در گاراژ است

Farid: What's he doing? I'm so hungry. چکار میکنه؟ من خیلی گشتمه

Mom: OK, wash your hands and come for lunch.

I'll call Dad; he's fixing the car.

Farid: OK.

خیلی خب، دستهاو بشور و برای ناهار بیا و بابا
زندگ خواهم زد اون در حال تعمیر ماشین است

**Practice 1** ⇨ Talking about Where People Are

Listen to the examples. Then ask and answer with a friend.



Where are you? شما کجا هستید؟

Where is he? او کجا است؟

Where is she? او کجاست؟

Where are they? آنها کجا هستند؟

I'm in the bedroom. من در اتاق خواب هستم

He's in the living room. او در اتاق پذیرایی است

She is in her office. او در دفترش است

They're in the garage. آنها در گاراژ هستند

**Practice 2** ⇨ Talking about What People Are Doing

Listen to the examples. Then ask and answer with a friend.

آنها چکار میکنند؟

او چکار میکند؟

او چکار میکند؟

آنها چکار میکنند؟

What are you doing?

What is he doing?

What is she doing?

What are they doing?

I'm cooking. من در حال آشپزی هستم

He's watching TV. او در حال تماشای تلویزیون است

She's reading a book. او در حال خواندن کتاب است

They're playing football.

آنها در فوتبال بازی کردن هستند

Sounds and Letters



Aa Bb Cc Dd Ee **Ff** Gg Hh Ii Jj Kk Ll Mm Nn Oo Pp Qq Rr Ss Tt Uu **Vv Ww** Xx Yy Zz

Listen to the conversation between Fatemeh and her teacher.

Teacher: Fatemeh, look at this picture. What's the man doing? فاطمه به تصویر نگاه کن،

Fatemeh: He's working*. او کار میکند. چکار میکند؟

Teacher: Say it again. دوباره تکرار کن

Fatemeh: He's working*.

Teacher: He's working. It's /w/, not /v/. او کار میکند.

Do you know any other words in English with the letter w?


Example: window, wall, ...



Talk to Your Teacher

Pardon? Can you say that again?

Listening and Reading



Listen to the conversations and check (✓) the correct items.

| Conversation | Where | What... doing |
|--------------|--|--|
| 1 | kitchen <input checked="" type="checkbox"/> garden <input type="checkbox"/> bedroom <input type="checkbox"/> | cooking <input checked="" type="checkbox"/> working <input type="checkbox"/> studying <input type="checkbox"/> |
| 2 | kitchen <input type="checkbox"/> office <input checked="" type="checkbox"/> garage <input type="checkbox"/> | washing <input type="checkbox"/> working <input checked="" type="checkbox"/> reading <input type="checkbox"/> |

Speaking and Writing



Pair Work

Say the name of a classmate. Your partner says what he/she is doing. Then change roles. Fill out the table below.

| Name | What... doing |
|---------|----------------|
| Fatemeh | reading a book |
| | |
| | |
| | |

Your Conversation

Pair Work

Ask and answer with a friend using mime.

You: What am I doing?

Your friend: You're

You: No, that's not correct.

Your friend: Are you

You: Yes.

Review 3

Lessons 5 - 6

Talking about Appearance

Check if

a) you can say what you look like (height and clothes).

I am ... tall

I am wearing ... black jacket

b) you can describe your friend's appearance (age, clothes, and color).

He/She is ... short and wearing blue pants

Naming Parts of a House

Check if

you can name four places in your house.

... Chicken

... bedroom

... living room

... bathroom

.....

Talking about What You Are Doing

Check if

you can say what people around you are doing now.

(Ali) is ... watching tv

(Maryam and Nahid) are ... playing video game

.....

Sounds and Letters

Check it



- a) you can spell and write the names of 4 famous people.

.....

.....

.....

.....

- b) you can say and write one word for each of the following letters.

Ll

light

Dd

dog

Rr

red

Ff

first

Vv

Ww

window

Lesson 7

My Address

Conversation

Listen to the students talking about going to a friend's house.



- Om id:** Ali's not well. I'm going to visit him today. او علی خوب نیست من امروز به ملاقات او.
Are you coming with me? خولهم رفت تو با من میای؟
- Hosse in:** What time are you going? چه ساعتی شما میرید
- Om id:** Around 5 in the afternoon. حدود ساعت ۵ بعد از ظهر
- Hosse in:** I'm not sure I can, but I'll try. What's his address? مطمئن نیستم بشونم لما تلاثر
- Om id:** 5 Azadi Street. خیابان آزادی شماره ۵ خولهم کرد ادرس او چیست؟
- Hosse in:** Call me before you go. My phone number is 586-2144.
- Om id:** OK, bye. قدر از اینکه بری به من زنگ بزنی شماره تلفن من ۵۸۶۲۱۴۴ است



Practice 1 Talking about Your Address

Listen to the examples. Then ask and answer with a friend.

آدرس شما چیست؟
What's your address?

15 Shahid Hakim Street, Manzarieh. منظره خیابان شهید

شما کجا زندگی میکنید؟
Where do you live?

24 Laleh Street, Sa'dieh. حکیم شعلوریه خیابون لاله شماره ۲۴

آدری او کجاست؟
What's his address?

39 Kargar Street, Baharestan.

آدرس او کجاست؟
What's her address?

67 Mahan Street. خیابون ماهان شماره ۶۷

آدرس آنها کجاست؟
What's their address?

81 Farnam Street.

خیابون فرنام شماره ۸۱



Practice 2 Talking about Your Telephone Number

Listen to the examples. Then ask and answer with a friend.

شماره تلفن شما چیست؟
What's your telephone number?

433-7891

شماره تلفن خونه علی چنده؟
What's Ali's home number?

652-0796

شماره موبایل اون چنده؟
What's his mobile phone number?

0925-3345462

شماره دفتر کارش چنده؟
What's her office phone number?

213-4561

شماره تلفن آنها چنده؟
What's their telephone number?

598-9863



Practice 3 Telling the Time

Listen to the examples. Then ask and answer with a friend.

ساعت چنده؟
What time is it?

10 (O'clock).

چه ساعتی شما میرود؟
What time are you going?

At 5:45 in the afternoon/p.m.

چه ساعتی او میرود؟
What time is he going?

8:20 in the morning/a.m.

چه ساعتی او بر میگردد؟
What time is she coming back?

7:15 in the evening/p.m.

آنها چه زمانی میروند؟
What time are they leaving?

At 9:30

Sounds and Letters



Aa Bb Cc Dd Ee Ff Gg Hh Ii Jj Kk Ll Mm Nn Oo Pp Qq Rr Ss Tt Uu Vv Ww Xx Yy Zz

Listen to the man giving his contact information to a secretary.

Secretary: What's your phone number? شماره تلفنت چیه

Man: It's 344-5302.

Secretary: And your e-mail address? آدرس پست الکترونیکی (ایمیل) چیه؟

Man: h-omidi60@xymail.com


Say your e-mail address and spell it.



Talk to Your Teacher

I don't know. / I'm not sure.
I don't understand.

Listening and Reading



Listen to the conversations and check (✓) the correct items.

| Conversation | Address | Telephone Number |
|--------------|---|--|
| 1 | 13 Aban Street <input type="checkbox"/> | 623-4521 <input checked="" type="checkbox"/> |
| | 30 Mahan Street <input checked="" type="checkbox"/> | 623-3512 <input type="checkbox"/> |
| 2 | 15 Hejab Street <input checked="" type="checkbox"/> | 544-3329 <input type="checkbox"/> |
| | 50 Shahed Street <input type="checkbox"/> | 544-4139 <input checked="" type="checkbox"/> |

Speaking and Writing



Pair Work

Suppose you and your friend are in an office. You are the secretary. Ask your friend about his/her address and telephone number. Then change roles. Fill out the table below.

| Name | Address | Telephone Number |
|-------|----------------------------|------------------|
| Hamid | 12 Namdar Street, Hafezieh | 786-4523 |
| | | |
| | | |
| | | |

Your Conversation

Pair Work

Do the conversation

You: I'm going to visit Ali..... this ..evening..... .

Are you coming with me?

Your friend: What time are you going?

You: 7 o'clock evening..... .

Your friend: I'm not sure I can, but I'll try. What'shis..... address?

You:farhangh street No ۲۲۴

Your friend: Call me before you go. My phone number is

You: OK, bye.

Lesson 8

My Favorite Food

Conversation

Listen to the students talking about their favorite food.



Student 1: Look, it's enough. I'm hungry. How about you? بین کلیه من گشتمه تو چطور؟

Student 2: Me, too. Let's have some cake and milk. منم همبنتور بیا به مقدار کیک و شیر.


Student 1: Sounds good, but I'd like some tea with my cake. بختوریم

That's my favorite!

خوب به نظر میرسه اما من کیک با چایی دوست دارم از


Student 2: OK, let's go to the kitchen. Mom? مورد علاقه من است

باشه بیا بریم آشپزخونه مامان

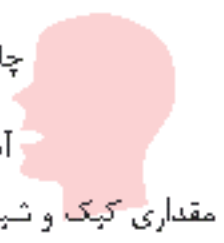


Practice 1 Talking about Your Favorite Food and Drinks

Listen to the examples. Then ask and answer with a friend.



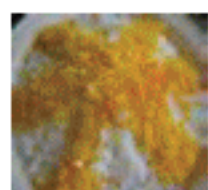
غذای مورد علاقه من چیست؟
What's your favorite food?
نوشیدنی مورد علاقه من چیست؟
What's your favorite drink?
چی دوست دارید بخورید/بنوشید؟
What do you like to eat/drink?



Rice and kebab. چلو کباب
Orange juice. آب پرتقال
Some cake and milk. مقداری کیک و شیر



bread



rice



kebab



chicken



salad



fruit



dates




cake



milk

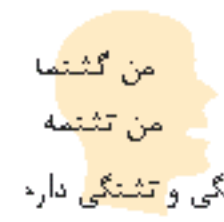


tea

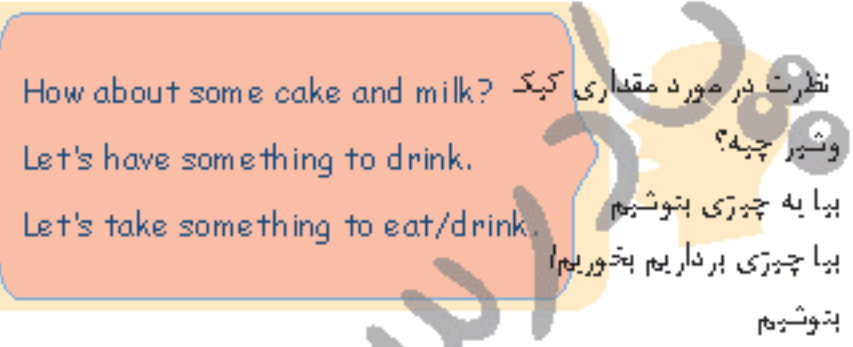


Practice 2 Making Suggestions

Listen to the examples. Then practice with a friend.



I'm hungry.
I'm thirsty.
I feel hungry/thirsty.



نظرت در مورد مقداری کیک و شیر چیست؟
How about some cake and milk?
شیر چی؟
Let's have something to drink.
برایه چیزی بنوشیم؟
Let's take something to eat/drink.
برای چیزی برداریم بخوریم؟
بنوشیم

Sounds and Letters



Aa Bb Cc Dd Ee Ff Gg Hh Ii Jj Kk Ll Mm Nn Oo Pp Qq Rr Ss Tt Uu Vv Ww Xx Yy Zz

Listen to the conversation between Majid and his English teacher.

Majid: Excuse me, sir? How do you say these words in English?

ببخشید آقا این کلمات را در انگلیسی چگونه میگویید نارگیل، له کدو، پنیر، زرد، نارگیل

and کدو؟

Teacher: Coconut, C-O-C-O-N-U-T for نارگیل، jelly, J-E-L-L-Y

for زرد، quince, Q-U-I-N-C-E for پنیر، and

zucchini, Z-U-C-C-H-I-N-I for کدو.

Majid: Thank you.


Say English words for food and drinks and spell them.



Talk to Your Teacher

How do you say in English?

Listening and Reading



Listen to the conversations and check (✓) the correct items.

| Conversation | Food | Drink |
|--------------|--|--|
| 1 | rice <input type="checkbox"/> chicken <input type="checkbox"/> kebab <input checked="" type="checkbox"/> | milk <input type="checkbox"/> tea <input type="checkbox"/> water <input checked="" type="checkbox"/> |
| 2 | cake <input checked="" type="checkbox"/> dates <input type="checkbox"/> fruit <input type="checkbox"/> | milk <input type="checkbox"/> tea <input checked="" type="checkbox"/> water <input type="checkbox"/> |

Speaking and Writing



Group Work

Ask your classmates about what they like to eat and drink and fill out the table below.

| Name | Food | Drink |
|--------|----------------|-------|
| Zohreh | rice and kebab | water |
| | | |
| | | |
| | | |

Your Conversation

Pair Work

Do the conversation

You: I'm hungry. How

Your Friend: Me, too. Let's have

You: Sounds good, but I'd like

That's my favorite!

Your Friend: OK, let's go

